

SAFETY PROJECTORS

Illuminating Safety:
Durable, Portable,
& Effective



Easy to Mount, Easy to Use, Easy to Move



LED Virtual Sign Projector

A brighter take on safety! Replace worn floor signs with attention grabbing projected LED signs.

See page 4



LED Crosswalk Projectors

Avoid industrial vehicle hazards in facilities with high foot traffic and low visibility such as warehouses and manufacturing floors.

See page 6




Our easy-to-move solution projects safety messages and aisle markings, replacing worn floor signs, paint or tape.



LED Line Projector

LED line projectors create walkways and crosswalks in any facility to enhance safety, promote efficiency, and maintain adaptability.

See page 8



Laser Line

Laser line projectors excel in applications that need precise alignment or positioning, particularly pallet assembly areas and receiving docks

See page 10



Projector w/ Lens VPL601
Lens Only VPL601LENS



Projector Only

VPLBLANK

Brightness Level

LOW  EXTREMELY BRIGHT



LED Virtual Sign Projector

Virtually indestructible safety messages on any surface

- Attention grabbing messages, impervious to wear and tear of facility traffic
- 40-Watt bulb
- 15ft - 35ft Installation height range
- 4ft - 10ft Radius dimension range
- -40°F to 128°F Temperature range
- 30,000 Hour bulb lifespan
- 110VAC
- IP65 Rated
- Motion sensor and remote-control available, see page 9
- Mounting hardware included

| Item | Unit |
|-------------------|------|
| Projector w/ Lens | Kit |
| Lens Only | Each |

Lens



Projector w/ Lens
Lens Only

VPL901
VPL901LENS



Projector w/ Lens
Lens Only

VPL908
VPL908LENS



Projector w/ Lens
Lens Only

VPL907
VPL907LENS



Projector w/ Lens
Lens Only

VPL915
VPL915LENS



Projector w/ Lens
Lens Only

VPL910
VPL910LENS



Projector w/ Lens
Lens Only

VPL902
VPL902LENS



Projector w/ Lens
Lens Only

VPL601
VPL601LENS



Projector w/ Lens
Lens Only

VPL904
VPL904LENS



Projector w/ Lens
Lens Only

VPL914
VPL914LENS



Projector w/ Lens
Lens Only

VPL912
VPL912LENS



Projector w/ Lens
Lens Only

VPL913
VPL913LENS



Projector w/ Lens
Lens Only

VPL903
VPL903LENS




Projector w/ Lens
Lens Only

VPL916
VPL916LENS



Projector w/ Lens
Lens Only

VPL909
VPL909LENS



Projector w/ Lens
Lens Only

VPL905
VPL905LENS



Projector w/ Lens
Lens Only

VPL800
VPL800LENS




Projector w/ Lens
Lens Only

VPL917
VPL917LENS



Projector w/ Lens
Lens Only

VPL906
VPL906LENS



Projector w/ Lens
Lens Only

VPL911
VPL911LENS




Projector w/ Lens
Lens Only

VPL945
VPL945LENS

Distance Chart

Image size determined by distance from the projector



CUSTOMIZE IT! LED Lenses

Customize a lens with your message and graphic.

| Description | No. | Unit |
|-------------------------|--------|------|
| Full Color Lens Only | VPL355 | Each |
| Custom Lens & Projector | VPL955 | Each |

| Description | No. | Unit |
|------------------------|--------|------|
| Single Color Lens Only | VPL155 | Each |
| Two Color Lens Only | VPL255 | Each |





Brightness Level

LOW  EXTREMELY BRIGHT

LED Crosswalk Projectors

Avoid collisions: stop traffic where it counts

- Keep aisle traffic moving safely with clear crosswalk messaging.
- 200-Watt bulb
- 20ft - 40ft Installation height range
- 10ft x 3ft Projected image dimensions
- -13°F to 104°F Temperature range
- 40,000 Hour bulb lifespan
- 110VAC
- IP67 Rated
- Motion sensor capable, see page 9
- Mounting hardware included

| Item | Unit |
|-------------------|------|
| Projector w/ Lens | Kit |
| Lens Only | Each |

Projectors

Installation height required at time of quote/order.
Height range is 20-ft to 40-ft


STOP



STOP

VPL301

CAUTION



CAUTION

VPL302

| Unit | Dimensions |
|------|--------------------|
| Each | 10' x 3' Crosswalk |


CUSTOMIZE IT!



**Need to mount higher,
or brighter messaging?**
Contact us today for a
solution that fits!

Installation


A 10-ft x 3-ft Crosswalk provides a consistent level
of brightness regardless of mounting height.



**Consistently
10-ft x 3-ft
Crosswalk**

VPL302





LED Line Projectors

All the visibility with none of the maintenance

- Higher installation, more colors & better clarity
- 100-Watt bulb
- 15ft - 30ft Installation height range
- 12ft – 30ft Line length range
- 2" – 5" Line width range
- -13°F to 104°F Temperature range
- 40,000 Hour bulb lifespan
- 110VAC
- IP65 Rated
- Motion sensor capable, see page 9
- Mounting hardware included

Brightness Level



Line Colors



VPL300GN



VPL300RD



VPL300YL

Brightness Comparison



LOW
Light Area



STANDARD
Light Area



BRIGHT
Light Area

Motion Sensor

- Sensor detects nearby movement for triggering projector alerts.
- Compatible with all our projector series; prevents overexposure, extends lifespan.
- Easy installation: Connect projector, position sensor box, adjust sensitivity, set projection duration.

*Sold separately



VPL3MS

Line Dimensions

A10-ft x 3-ft Crosswalk provides a consistent level of brightness regardless of mounting height.





Laser Line Projectors

Safety and organization with precision

- Laser provides superior contrast against any surface
- 10ft - 20ft Installation height range
- 24ft – 36ft Line length range
- 2.5" Line width
- 9,600 Hour illumination lifespan
- 110VAC
- Motion sensor capable, see page 9
- Mounting hardware included

Brightness Level



Lines Colors



VPL111



VPL122

Brightness Comparison



Have questions? Need longer line projections?
Contact us today for more options and customization!

Line Dimensions

To Calculate Line Projection Length:

Mounting Height (ft) x 2.4 = **Approx. Line Length**

Example:

15ft mounting height = **36ft long line, at 1/2" wide**

Line width is slightly wider on higher mounting height.





Stand Out. Stay Safe. *CUSTOMIZE IT!*

Customized safety identification products elevate brand awareness while keeping everyone protected. From personalized messages that reinforce safety culture, to eye-catching designs featuring original imagery and logos, these products ensure clear communication and maximum visibility. Unique shapes and sizes ensure a perfect fit for any environment. Make an impression and prioritize safety with custom safety identification products from AccuformNMC's Custom Experts™.

Custom Safety Identification:

- ☒ No Set-Up Fees
- ☒ No Minimums
- ☒ Unlimited Design Options
- ☒ Protected with Sign Muscle®
- ☒ Language Translations Available
- ☒ Proofs Upon Request

